
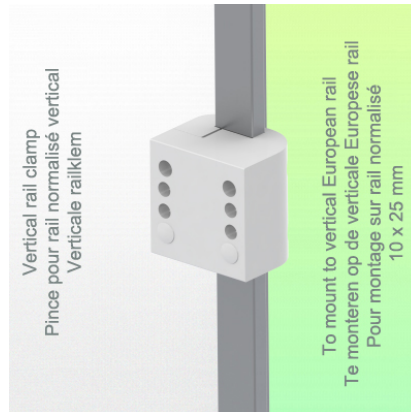



**Presentation**

**Part Number: WM 336.116**

**2 x 300mm Horizontal Swivel Medical Laptop Arm,  
Vertical Din Rail Mount**



**2 x 300mm Horizontal Swivel Medical Laptop Arm,  
Vertical Din Rail Mount**

This 2 x 300 mm double swivel medical arm allows you to perfectly fix, orient and adjust your laptop. It is coated with an anti-microbial agent offering hygiene and cleaning down to the smallest details. Its modern design has been specially designed for healthcare environments.


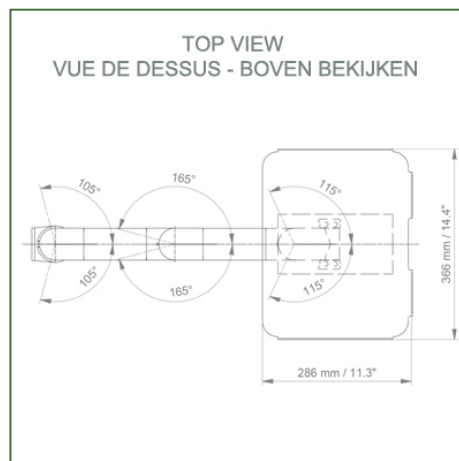
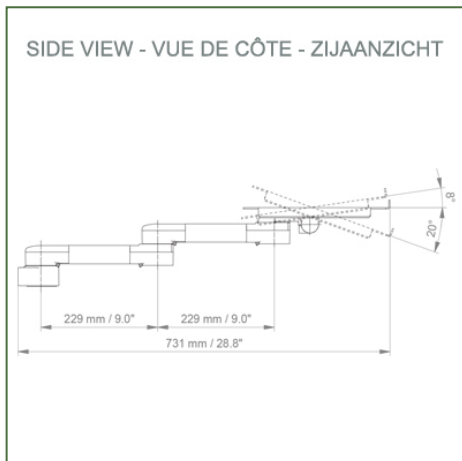


**Technical specifications:**

- \* Integrated cable passage
- \* Vertical Din Rail Mounting
- \* This 2 x 300 mm swivel arm simply attaches to the vertical rail
- \* The laptop support supplied in this version has the dimensions of: 360 x 290 mm
- \* The weight supported by the arm is 7 kg and 7 kg for the tray
- \* Rotation of the Laptop support: 115° to the right and left, tilt of 20°
- \* Rotation of the arm: 105° to the right and left, and 165° at the intersection
- \* Total length 731 mm
- \* Color RAL 7024 (Graphite gray) and White
- \* All our medical arms are compliant with: CE, ROHS, Medical Grade, MDD 93/42 ECC regulations.
- \* Warranty: 5 years

Technical specifications:

Part Number: WM 336.116

**2 x 300mm Horizontal Swivel Medical Laptop Arm,  
Vertical Din Rail Mount**



**Laptop stand dimensions: 360 x 280 mm**

**Colour: Decorative parts: RAL 5013 cobalt blue**

**Aluminium parts: RAL 9016 traffic white Max.**

**load capacity of the support arm: 7 kg**

**Load capacity of the tray: 7 Kg**

**Product weight: 3.6 Kg**

**Mounting Information - Din Rail Vertical**

**Part Number: WM 336.116**

**2 x 300mm Horizontal Swivel Medical Laptop Arm,  
Vertical Din Rail Mount**

**Din Rail Vertical:**

Fixed clamp for standard rail For fixing on a standard rail Vertical 10 x 25, 8 x 35, 10 x 30, 10 x 50 mm

