



Presentation

Part Number: WM 222.102

Medical arm with 100 mm short pivot for screen, mount on Din Rail Vertical



### Medical arm with 100 mm short pivot for screen, mount on Din Rail Vertical

This mini medical arm with a short 100 mm pivot allows the LCD screen to be perfectly fixed, oriented and adjusted. It is coated with an anti-microbial agent that provides hygiene and cleaning down to the last detail. Its modern design has been specially designed for healthcare environments.


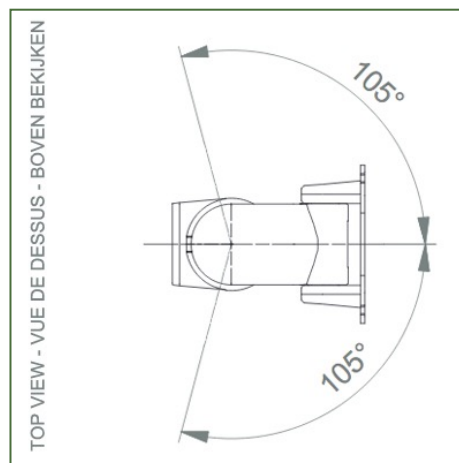
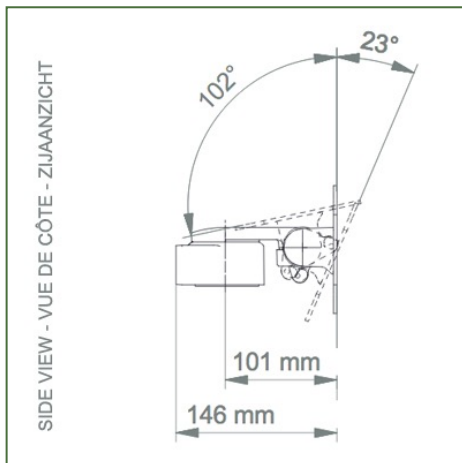


#### Technical specifications:

- \* Built-in cable entry
- \* Mount on Din Rail Vertical Standard
- \* This mini swivel arm simply slides into the Din Rail Vertical and then adjusts to the desired height and secures. Rotating head.
- \* The head of this mini arm complies with the standard for screen mounting: VESA MIS-D 75 mm and 100 mm. Compatible with screens weighing up to 18 Kg.
- \* Touch screen stability.
- \* Screen tilt: 50° down and 100° up
- \* Screen rotation: 105° right, 105° left.
- \* Total length 146 mm
- \* Compatible with multimedia terminals (TMM)
- \* Colour RAL 5013 cobalt blue and RAL 9016 traffic white
- \* Warranty: 5 years

**Technical Specifications**

**Part Number: WM 222.102**

**Medical arm with 100 mm short pivot for screen, mount on Din Rail Vertical**



**Monitor adaptation:** VESA 75/100 mm

**Colour:** Decorative parts: RAL 5013 cobalt blue Aluminium parts: RAL 9016 traffic white

**Max. load capacity of the support arm:** 18 kg

**Monitor adaptation Max. load capacity:** 18 Kg

**Product weight:** 1 Kg

**Points forts du produit:**

Non-height adjustable arm. The extended swivel arms and swivel arms provide full cable integration and easy cleaning for infection control in all ICU areas of the clinical environment. Our 5-year warranty guarantees reliable, trouble-free and maintenance-free operation. The swivel function at the attachment point as well as the tilt and swivel function of the monitor adapter provide optimal positioning of your device. The extended swing arm is a two-part arm with a central pivot point between the two sections of the arm. All bottom-mounted monitors have the safety function of a 20° tilt stop.





**Mounting Information - Din Rail Vertical**

**Part Number: WM 222.102**

**Medical arm with 100 mm short pivot for screen, mount on Din Rail Vertical**

**Din Rail Horizontal:**

Fixed standard rail clamp For mounting on horizontal standard rail 10 x 25 mm



**Mounting information - Mounting options**

**Part Number: WM 222.102**

**Medical arm with 100 mm short pivot for screen, mount on Din Rail Vertical**

**Where do you want to mount the support arm?**

At the hospital, there are different ways to fix our brackets: round tube, standard rail, wall rail or on an anaesthesia machine. We will always provide you with the adapter you need.



**Adapter for vertical wall slide**  
For wall slide mounting



**Adapter for Amico remote controls and wall panels**



**Adapter for Mindray medical power supply units**



**Double clamp for vertical standard rail**  
For mounting on two parallel vertical standard rails 10 x 25 mm



**Fixed clamp for a standard rail**  
For mounting on a horizontal standard rail 10 x 25, 8 x 35, 10 x 30, 10 x 50 mm



**Fixed clamp for round tube**  
For mounting on round tube  $\varnothing$  25, 35, 38 mm




**Adapter for Maquet anaesthesia machines**  
Cone Adapter for Model FLOW i



**Adapter for Löwenstein anaesthesia machines**  
Medical Adapter for Leon / Leon plus



**Universal round tube clamp**  
V-clamp for mounting on round tube  $\varnothing$  23 - 40 mm




**Mounting information - Mounting options**

**Part Number: WM 222.102**

**Medical arm with 100 mm short pivot for screen, mount on Din Rail Vertical**

**Where do you want to mount the support arm?**

At the hospital, there are different ways to fix our brackets: round tube, standard rail, wall rail or on an anaesthesia machine. We will always provide you with the adapter you need.




**Adapter for anaesthesia machine (all suppliers)**

H 80 mm, with existing side rail

**Clamp for a vertical standard rail**

For mounting on standard rail 10 x 25 mm



Compatible accessories for this mount

Part Number: WM 222.102

Medical arm with 100 mm short pivot for screen, mount on Din Rail Vertical

Compatible accessories for this short pivot arm

You can complete your installation with these additional accessories:




**Triple hook for cable** For mounting on support arm



**Double hook for cable** For mounting on support arm



**Downward pole with cable hook** For mounting on support arm



**Double handle with VESA mounting** For VESA monitors



**Handle for VESA monitor support** For VESA monitors



Considered to be the world's best in advanced hygiene control, our medical mounting systems include cable integration, a 5-year maintenance-free warranty and medical grade compliance. We're simply the best in the world at what we do.

