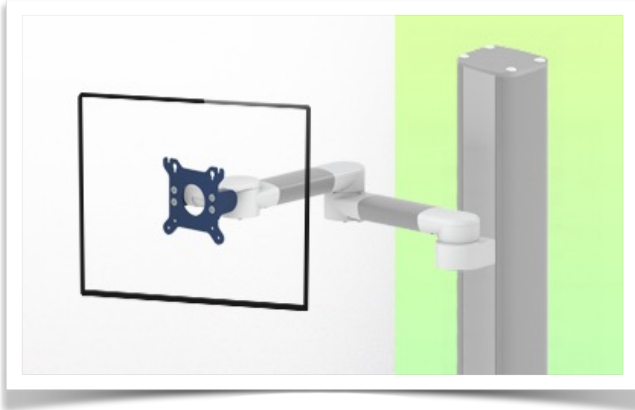


Presentation

Part Number: WM 222.120CT

Horizontal swivel medical arm 2 x 300 mm for screen (light applications up to 8 Kg), table column mounting



Cette colonne possède deux rails de fixation pour les différents éléments qui y seront fixés. (1 rail à l'avant de la colonne, 1 rail à l'arrière)

This column has two fixing rails for the different elements that will be fixed to it (1 rail at the front of the column, 1 rail at the back)

Deze zuil heeft twee bevestigingsrails voor de verschillende elementen die eraan bevestigd zullen worden (1 rail aan de voorkant van de zuil, 1 rail aan de achterkant)




2 x 300 mm swivelling Horizontal Medical Arm for screen (light applications up to 8 Kg), floor or ceiling column mount

The extension allows the swivel arm to go further into the room and closer to the patient or the intended work area. It can be folded against its mounting point for clean storage when not in use. Suitable for devices up to 8 kg. This 2 x 300 mm swivelling Horizontal Arm allows the LCD screen to be perfectly fixed, oriented and adjusted. It is coated with an anti-microbial agent for hygiene and cleaning down to the last detail. Its modern design has been specially designed for healthcare environments.

Technical specifications:

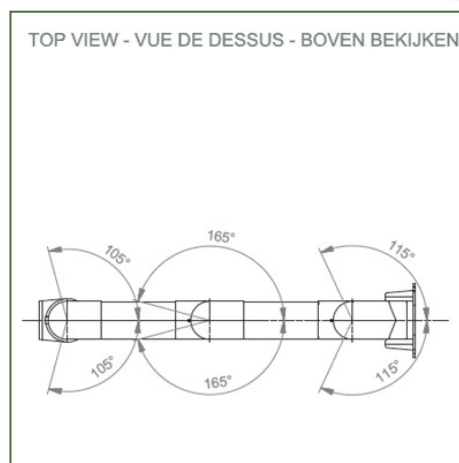
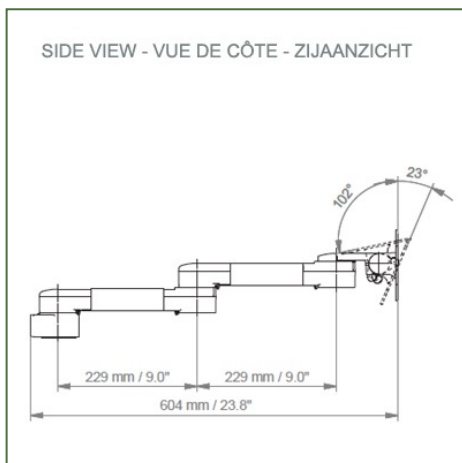
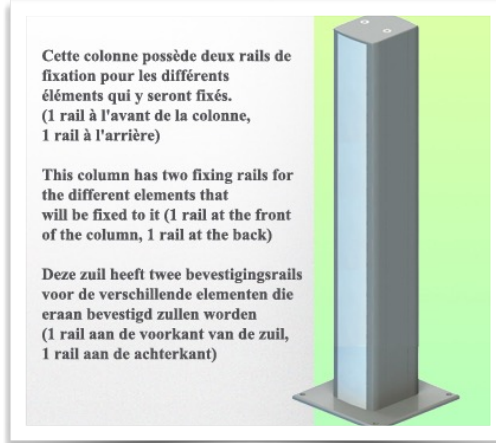
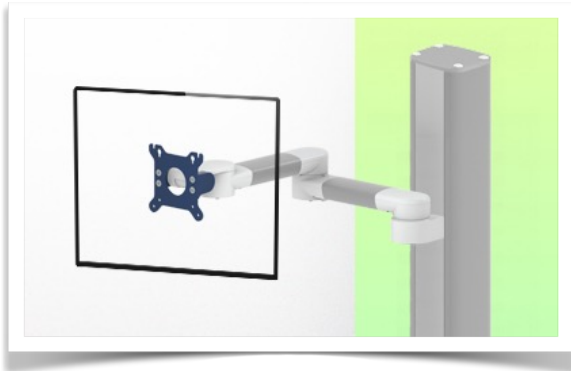
- * Built-in cable entry
- * Optional table columns are available in various heights (300 - 500 mm). These columns can be easily cut to size. All cables are also routed through the column. (See Option on the following pages)
- * This 2 x 300 mm swivelling Horizontal Arm simply slides into the column rail and then adjusts to the desired height and secures. It has no height adjustment.
- * The head of this arm complies with the VESA MIS-D 75 mm and 100 mm screen mounting standard.
- * Compatible with screens weighing up to 8 kg
- * Touch screen stability. * Screen tilt: 50° down and 100° up
- * Screen rotation: 110° right, 110° left. * Total length 604 mm
- * Colour RAL 5013 cobalt blue and RAL 9016 traffic white
- * Warranty: 5 years.



Technical Specifications

Part Number: WM 222.120CT

Horizontal swivel medical arm 2 x 300 mm for screen (light applications up to 8 Kg), table column mounting



Monitor adaptation: VESA 75/100 mm

Colour: Decorative parts: RAL 5013 cobalt blue Aluminium parts: RAL 9016 traffic white

Max. load capacity of the support arm: 8 kg

Monitor adaptation Max. load capacity: 8 Kg

Product weight: 2,8 Kg

Product highlights:

Non-height adjustable arm. The extended swivel arms and swivel arms provide full cable integration and easy cleaning for infection control in all ICU areas of the clinical environment. Our 5-year warranty guarantees reliable, trouble-free and maintenance-free operation. The swivel function at the attachment point as well as the tilt and swivel function of the monitor adapter provide optimal positioning of your device. The extended swing arm is a two-part arm with a central pivot point between the two sections of the arm. All bottom-mounted monitors have the safety function of a 20° tilt stop.


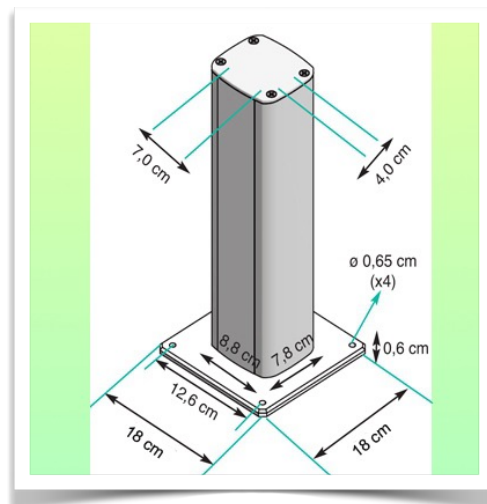

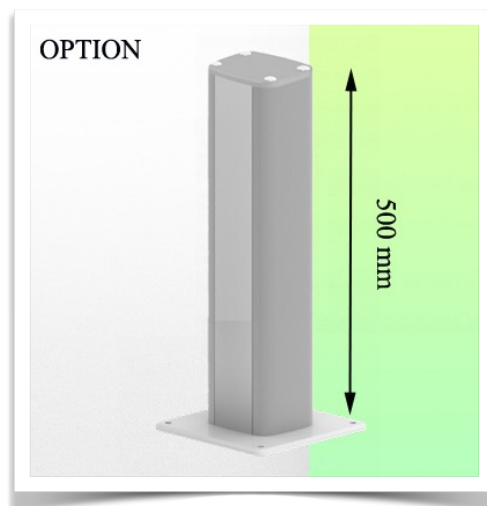
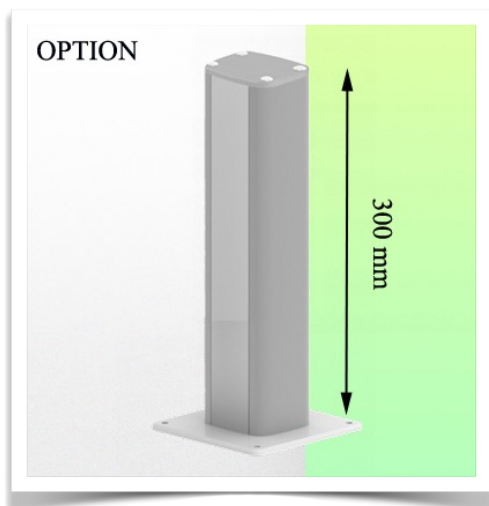
Mounting Information - Wall Slide Rail

Part Number: WM 222.120CT

Horizontal swivel medical arm 2 x 300 mm for screen (light applications up to 8 Kg), table column mounting

Table column:

To install this medical arm, you need to use one of our medical columns. These are available in standard heights of 300 and 500 mm. Custom heights are available on request. Slide covers and end caps are supplied with every order.



Mounting information - Mounting options

Part Number: WM 222.120CT

Horizontal swivel medical arm 2 x 300 mm for screen (light applications up to 8 Kg), table column mounting

Where do you want to mount the support arm?

At the hospital, there are different ways to fix our brackets: round tube, standard rail, wall rail or on an anaesthesia machine. We will always provide you with the adapter you need.



Adapter for vertical wall slide
For wall slide mounting



Adapter for Amico remote controls and wall panels



Adapter for Mindray medical power supply units



Double clamp for vertical standard rail
For mounting on two parallel vertical standard rails 10 x 25 mm



Fixed clamp for a standard rail
For mounting on a horizontal standard rail 10 x 25, 8 x 35, 10 x 30, 10 x 50 mm



Fixed clamp for round tube
For mounting on round tube \varnothing 25, 35, 38 mm



Adapter for Maquet anaesthesia machines
Cone Adapter for Model FLOW i



Adapter for Löwenstein anaesthesia machines
Medical Adapter for Leon / Leon plus



Universal round tube clamp
V-clamp for mounting on round tube \varnothing 23 - 40 mm




Mounting information - Mounting options

Part Number: WM 222.120CT

Horizontal swivel medical arm 2 x 300 mm for screen (light applications up to 8 Kg), table column mounting


Where do you want to mount the support arm?

At the hospital, there are different ways to fix our brackets: round tube, standard rail, wall rail or on an anaesthesia machine. We will always provide you with the adapter you need.




Adapter for anaesthesia machine (all suppliers)

H 80 mm, with existing side rail




Clamp for a vertical standard rail


For mounting on standard rail 10 x 25 mm



Floor or ceiling column
1500 mm or 2000 mm



Considered to be the world's best in advanced hygiene control, our medical mounting systems include cable integration, a 5-year maintenance-free warranty and medical grade compliance. We're simply the best in the world at what we do.



Compatible accessories for this mount

Part Number: WM 222.120CT

Horizontal swivel medical arm 2 x 300 mm for screen (light applications up to 8 Kg), table column mounting

Compatible accessories for this arm

You can complete your installation with these additional accessories:




Triple hook for cable For mounting on support arm



Double hook for cable For mounting on support arm



Downward pole with cable hook For mounting on support arm



Double handle with VESA mounting For VESA monitors



Handle for VESA monitor support For VESA monitors



Double hook for cable For mounting on a wall or column rail



Triple hook for cable For wall or column rail mounting



Basket For wall or column rail mounting



Downward Pole For mounting on support arm

