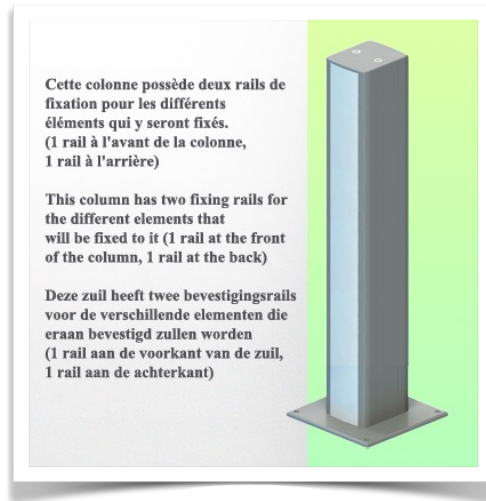



## Presentation

Part Number: WM 225.112

**Medical Combo arm Standard 300 mm swivel for monitor and keyboard,  
(weight supported up to 18 Kg), table column mount**



The 300 mm long Combo Medical Arm can be used to mount, orientate and adjust a monitor perfectly. The supplied 500 x 202 mm keyboard holder can accommodate a standard keyboard and mouse. As an option, it can be equipped with a stand with a sliding right/left mouse tray with dimensions of 480 x 220 mm for the keyboard and 226 x 220 mm for the mouse or with a large keyboard stand with dimensions of 580 x 200 mm.

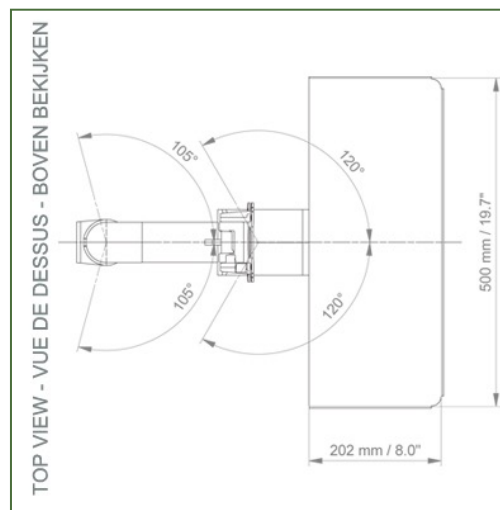
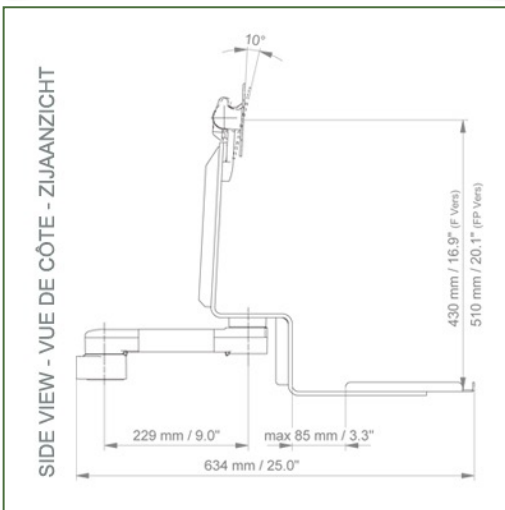
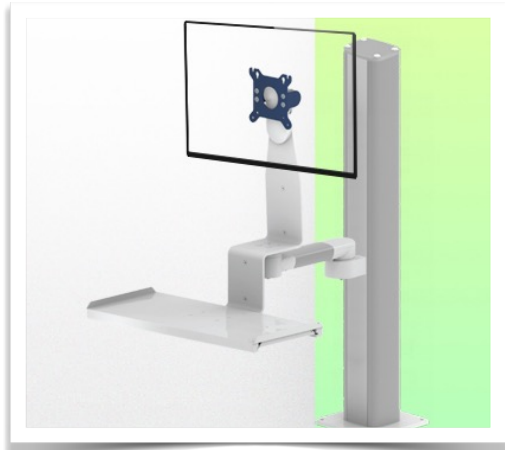
### Technical specifications:

- \* Integrated cable management
- \* Standard 500 x 202 mm keyboard support
- \* Optional table columns are available in various heights (500 - 300 mm). These columns can be easily cut to size. All cables are also routed through the column. (See Option on the following pages)
- \* This 300mm long Combo Arm simply slides into the wall rail and then adjusts to the required height and is fixed. It does not have a height adjustment but does have the ability to rotate.
- \* The head of this arm complies with the VESA 75/100mm screen mounting standard.
- \* Compatible with equipment weighing up to 18kg.
- \* Screen tilt: 10° \* Arm rotation: 105° right, 105° left.
- \* Keyboard support rotation: 120° right, 120° left
- \* Total length of the configuration 634 mm \* Colour RAL 5013 cobalt blue and RAL 9016 traffic white
- \* **Warranty: 5 years**

## Technical specifications

Part Number: WM 225.112

Medical Combo arm Standard 300 mm swivel for monitor and keyboard,  
(weight supported up to 18 Kg), table column mount



**Monitor adaptation:** VESA 75/100 mm

**Colour:** Les pièces décoratives: RAL 5013 cobalt blue

**Aluminium parts:** RAL 9016 traffic white


**Max. load capacity of the support arm:** 18 kg

**Monitor adaptation Max. load capacity:** 18 Kg

**Product weight:** 5,1 Kg

### Product highlights:

Non-height adjustable arm. The extended swivel arms and swivel arms provide full cable integration and easy cleaning for infection control in all ICU areas of the clinical environment. Our 5-year warranty guarantees reliable, trouble-free and maintenance-free operation. The swivel function at the attachment point as well as the tilt and swivel function of the monitor adapter provide optimal positioning of your device. The extended swing arm is a two-part arm with a central pivot point between the two sections of the arm. All bottom-mounted monitors have the safety function of a 20° tilt stop.




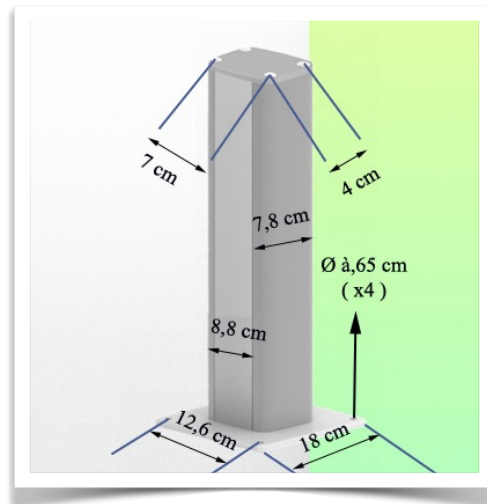
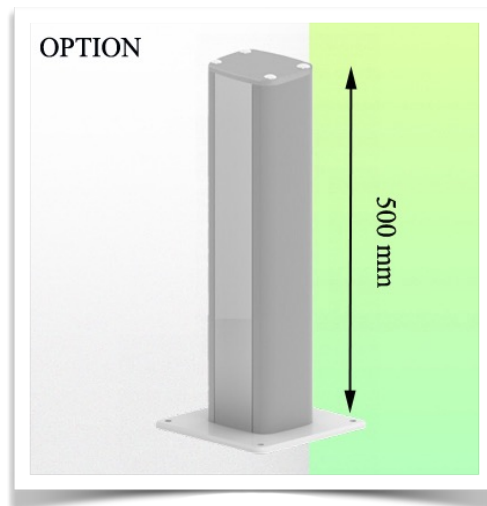
**Mounting Information - Column Slide Rail**

**Part Number: WM 225.112**

**Medical Combo arm Standard 300 mm swivel for monitor and keyboard,  
(weight supported up to 18 Kg), table column mount**

**Table column:**

To install this medical arm, you need to use one of our medical columns. These are available in standard heights of 500 and 300 mm. Custom heights are available on request. Slide covers and end caps are supplied with every order.



**Mounting Information - Mounting Options**

**Part Number: WM 225.112**

**Medical Combo arm Standard 300 mm swivel for monitor and keyboard,  
(weight supported up to 18 Kg), table column mount**

**Where do you want to mount the support arm?**

At the hospital, there are different ways to fix our brackets: round tube, standard rail, wall rail or on an anaesthesia machine. We will always provide you with the adapter you need.



**Adapter for vertical wall slide**  
For wall slide mounting



**Adapter for Amico remote controls and wall panels**



**Adapter for Mindray medical power supply units**



**Double clamp for vertical standard rail**  
For mounting on two parallel vertical standard rails 10 x 25 mm



**Fixed clamp for a standard rail**  
For mounting on a horizontal standard rail 10 x 25, 8 x 35, 10 x 30, 10 x 50 mm



**Fixed clamp for round tube**  
For mounting on round tube  $\varnothing$  25, 35, 38 mm




**Adapter for Maquet anaesthesia machines**  
Cone Adapter for Model FLOW i



**Adapter for Löwenstein anaesthesia machines**  
Medical Adapter for Leon / Leon plus



**Universal round tube clamp**  
V-clamp for mounting on round tube  $\varnothing$  23 - 40 mm






**Mounting Information - Mounting Options**

**Part Number: WM 225.112**

**Medical Combo arm Standard 300 mm swivel for monitor and keyboard,  
(weight supported up to 18 Kg), table column mount**

**Where do you want to mount the support arm?**

At the hospital, there are different ways to fix our brackets: round tube, standard rail, wall rail or on an anaesthesia machine. We will always provide you with the adapter you need.




**Adapter for anaesthesia machine (all suppliers)**


H 80 mm, with existing side rail

**Clamp for a vertical standard rail**

For mounting on standard rail 10 x 25 mm



Considered to be the world's best in advanced hygiene control, our medical mounting systems include cable integration, a 5-year maintenance-free warranty and medical grade compliance. We're simply the best in the world at what we do.

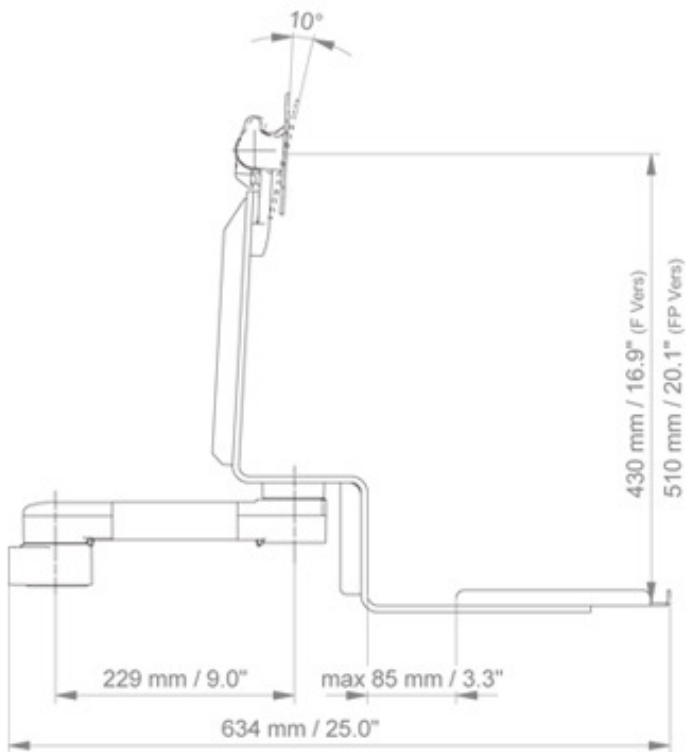


Technical drawing of this Combo configuration

Part Number: WM 225.112

Medical Combo arm Standard 300 mm swivel for monitor and keyboard,  
(weight supported up to 18 Kg), table column mount

SIDE VIEW - VUE DE CÔTE - ZIJAANZICHT



TOP VIEW - VUE DE DESSUS - BOVEN BEKIJKEN

