


**Presentation**

**Part Number: WM 225.205**

**Medical Combo arm Standard adjustable in height by 2 x 300 mm, Variable Pole Mount from 23 to 40 mm. Supported weight balancing range from 6 to 10 Kg**



This 2 x 300 mm long height adjustable Combo Medical Arm allows to fix, orientate and adjust perfectly a screen, its keyboard support with dimensions of 500 x 202 mm delivered with this configuration allows to welcome a standard keyboard as well as a mouse. As an option, it can be equipped with a stand with a sliding right/left mouse tray with dimensions of 480 x 220 mm for the keyboard and 226 x 220 mm for the mouse, or with a large keyboard stand with dimensions of 580 x 200 mm. It has a safety stop button for the height adjustment, which allows the arm to remain in the selected position.


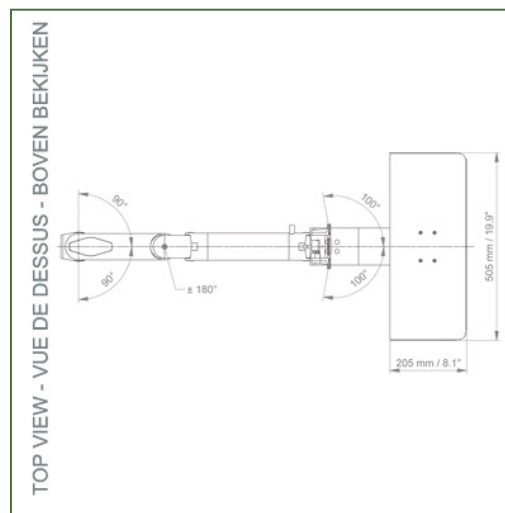

**Technical specifications:**

- \* Integrated cable management \* Standard keyboard support 500 x 202 mm
- \* Pole mount Variable from 23 to 40 mm (see option on following pages)
- \* This standard Combo Arm with height adjustment 2 x 300 mm long simply clips into the pole and then adjusts to the desired height and fixed.
- \* The head of this arm conforms to the VESA 75/100mm screen mounting standard
- \* Compatible with equipment weighing up to 6 - 10 kg
- \* Screen tilt: 10° \* Arm rotation: 90° to the right, 90° to the left from the mounting point \* Keyboard and screen support rotation: 100° to the right, 100° to the left.
- \* Rotation of the central axis between the two arms 180°.
- \* Total length of the configuration 1087 mm \* Colour RAL 5013 cobalt blue and RAL 9016 traffic white \* Warranty: 5 years

## Technical specifications

Part Number: WM 225.205

Medical Combo arm Standard adjustable in height by 2 x 300 mm, Variable Pole Mount from 23 to 40 mm. Supported weight balancing range from 6 to 10 Kg



**Monitor adaptation:** VESA 75/100 mm

**Colour: Decorative parts:** RAL 5013 cobalt blue


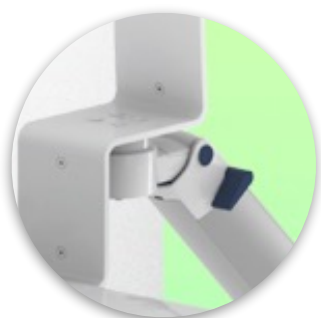
**Aluminium parts:** RAL 9016 traffic white

**Balance scale of this medical arm:** 6 - 10 Kg

**Product weight:** 6,4 - 7,9 Kg (depending on the dimensions of the keyboard tray)

**Height adjustment:** Parallel mechanism for a constant viewing angle

**Safety:** Has a safety stop button for height adjustment, which allows the medical arm to remain in the chosen position.





**Mounting Information - Pole Mount Variable**

**Part Number: WM 225.205**

**Medical Combo arm Standard adjustable in height by 2 x 300 mm, Variable Pole Mount from 23 to 40 mm. Supported weight balancing range from 6 to 10 Kg**

**Variable pole Mount:**

For mounting round tube diameters from 23 to 40 mm



**Product Highlights:**

Height adjustable arms offer full cable integration and easy cleaning for infection control in all critical care areas of the clinical environment. Our 5-year warranty ensures reliable, trouble-free and maintenance-free operation. The swivel function at the point of attachment as well as the tilt and swivel function of the monitor adaptation offer optimal positioning of your device. The height-adjustable arm in its extended version is a two-part arm with a central pivot point between the two arm sections. All bottom mounted monitors have the safety feature of a 20° tilt stop.

**Mounting Information - Mounting Options**

**Part Number: WM 225.205**

**Medical Combo arm Standard adjustable in height by 2 x 300 mm, Variable Pole Mount from 23 to 40 mm. Supported weight balancing range from 6 to 10 Kg**

**Where do you want to mount the support arm?**

At the hospital, there are different ways to fix our brackets: round tube, standard rail, wall rail or on an anaesthesia machine. We will always provide you with the adapter you need.



**Adapter for vertical wall slide**  
For wall slide mounting



**Adapter for Amico remote controls and wall panels**



**Adapter for Mindray medical power supply units**



**Double clamp for vertical standard rail**  
For mounting on two parallel vertical standard rails 10 x 25 mm



**Fixed clamp for a standard rail**  
For mounting on a horizontal standard rail 10 x 25, 8 x 35, 10 x 30, 10 x 50 mm



**Fixed clamp for round tube**  
For mounting on round tube  $\varnothing$  25, 35, 38 mm




**Adapter for Maquet anaesthesia machines**  
Cone Adapter for Model FLOW i



**Adapter for Löwenstein anaesthesia machines**  
Medical Adapter for Leon / Leon plus



**Universal round tube clamp**  
V-clamp for mounting on round tube  $\varnothing$  23 - 40 mm





**Mounting Information - Mounting Options**

**Part Number: WM 225.205**

**Medical Combo arm Standard adjustable in height by 2 x 300 mm, Variable Pole Mount from 23 to 40 mm. Supported weight balancing range from 6 to 10 Kg**


**Where do you want to mount the support arm?**

At the hospital, there are different ways to fix our brackets: round tube, standard rail, wall rail or on an anaesthesia machine. We will always provide you with the adapter you need.



**Adapter for anaesthesia machine (all suppliers)**

H 80 mm, with existing side rail




**Clamp for a vertical standard rail**

For mounting on standard rail 10 x 25 mm



Considered to be the world's best in advanced hygiene control, our medical mounting systems include cable integration, a 5-year maintenance-free warranty and medical grade compliance. We're simply the best in the world at what we do.

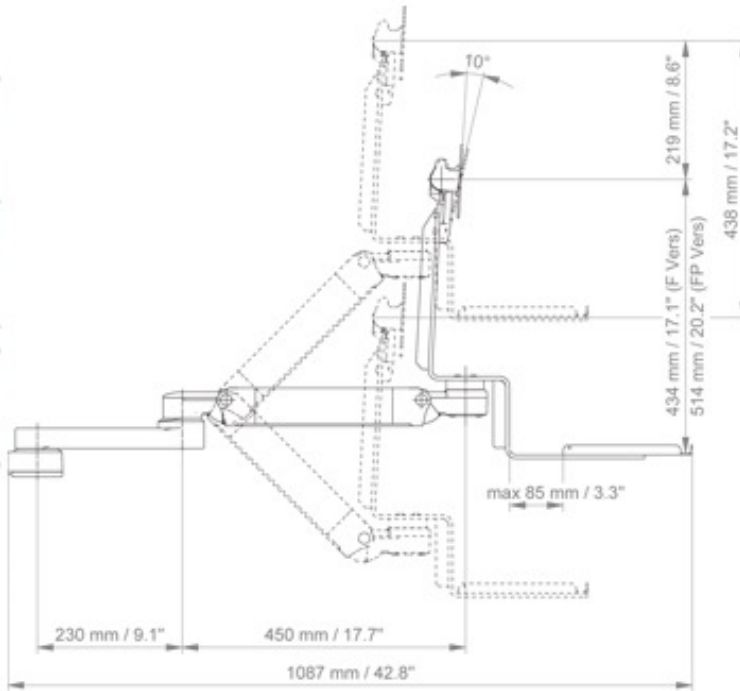


Technical drawing of this Combo configuration

Part Number: WM 225.205

Medical Combo arm Standard adjustable in height by 2 x 300 mm, Variable Pole Mount from 23 to 40 mm. Supported weight balancing range from 6 to 10 Kg

SIDE VIEW - VUE DE CÔTE - ZIJAANZICHT



TOP VIEW - VUE DE DESSUS - BOVEN BEKIJKEN

