

Presentation

Part Number: WM 226.187


Medical Arm Combo Lift Foldable and adjustable in height Rail 1200 mm, Weight supported balancing scale from 10,5 to 18 Kg



The Combo Lift is a folding, height-adjustable arm with an automatic 300mm height adjustment mechanism that allows for ideal positioning of the keyboard and monitor regardless of the user's height. Its keyboard/mouse holder is retractable and foldable and magnetic, making it the ideal solution where space is at a premium. It is coated with an anti-microbial agent to ensure hygiene and cleanliness in every detail. Its screen ball is equipped with a quick release screen adapter. Its modern design has been specially developed for healthcare environments.

Technical specifications:


- * Integrated cable management
- * 580 x 200 mm folding, retractable and magnetised keyboard support. This takes up only 100 mm of folded keyboard and 490 mm of retracted keyboard. It also allows the keyboard to be rotated 110° to the right and 110° to the left. Its ball-and-socket joint is ideal for saving space.
- * By adding optional Vertical Wall Rail brackets you can attach other accessories such as a PC, work table, basket etc. Several lengths are available (480 mm - 720 mm - 960 mm - 1200 mm).
- * The mini monitor arm is VESA MIS-D 75mm and 100mm compliant and is equipped with a quick release base plate for the monitor
- * The monitor can be tilted 10° down and 15° up
- * It has a safety stop button for height adjustment, which allows the arm to remain in the selected position.
- * Equipped with a handle on the right and left side to allow for height adjustment of the system.
- * Maximum load of the system 10,5 - 18 Kg.
- * Rail height 1200 mm
- * Colour RAL 5013 cobalt blue and RAL 9016 traffic white
- * Warranty: 5 years



Visual

Part Number: WM 226.187

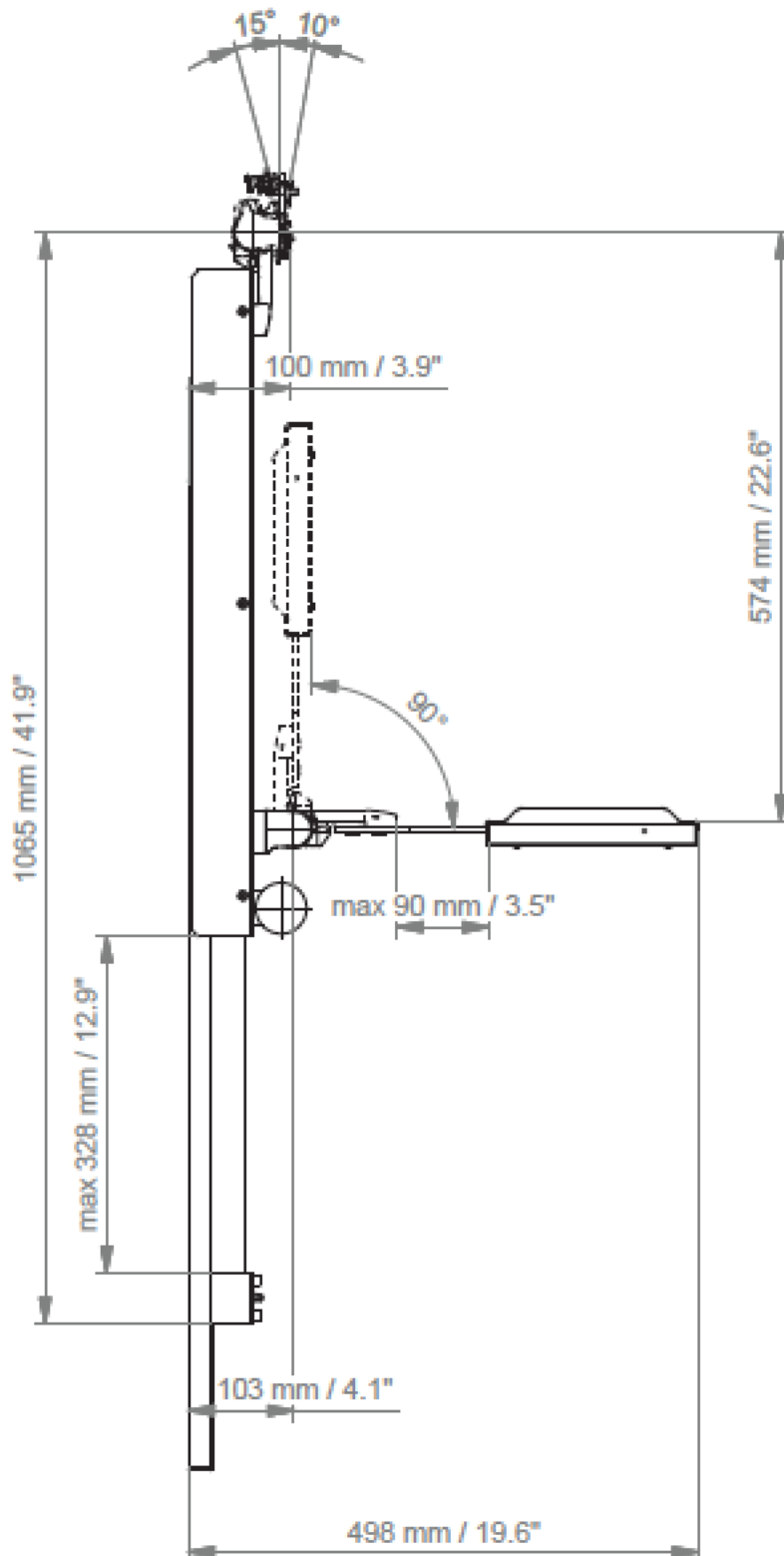
Medical Arm Combo Lift Foldable and adjustable in height Rail 1200 mm, Weight supported balancing scale from 10,5 to 18 Kg



Technical drawing of this Combo Lift configuration

Part Number: WM 226.187

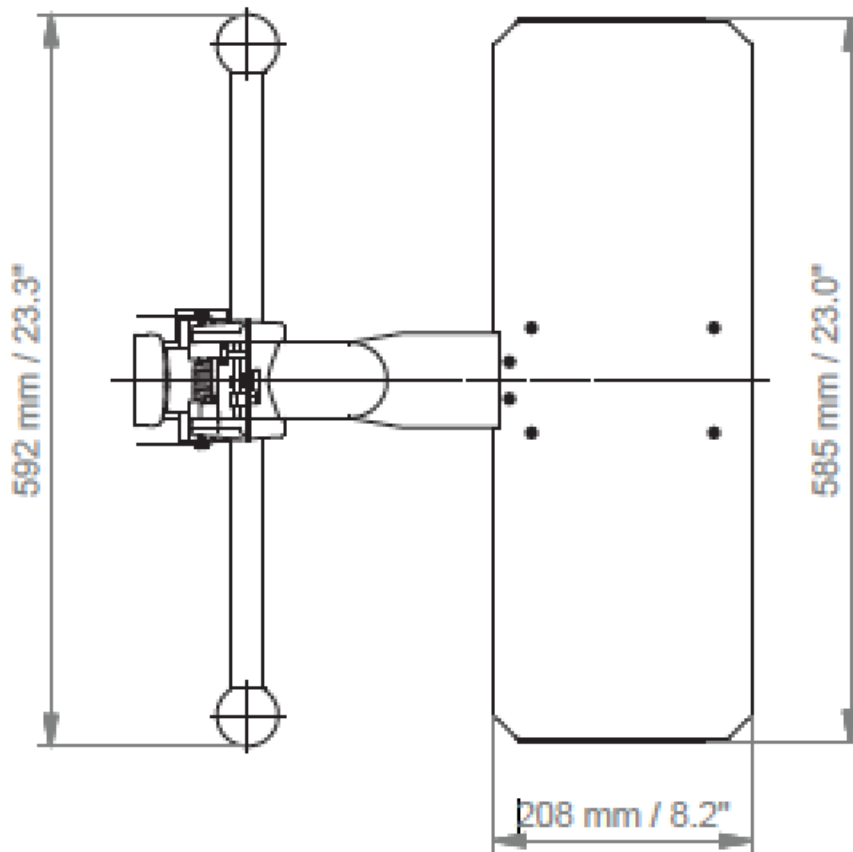
Medical Arm Combo Lift Foldable and adjustable in height Rail 1200 mm, Weight supported balancing scale from 10,5 to 18 Kg



Technical drawing of this Combo Lift configuration

Part Number: WM 226.187

Medical Arm Combo Lift Foldable and adjustable in height Rail 1200 mm, Weight supported balancing scale from 10,5 to 18 Kg



Product highlights:

Height adjustable arms offer full cable integration and easy cleaning for infection control in all critical care areas of the clinical environment. Our 5-year warranty ensures reliable, trouble-free and maintenance-free operation. The swivel function at the point of attachment as well as the tilt and swivel function of the monitor adaptation offer optimal positioning of your device. The height-adjustable arm in its extended version is a two-part arm with a central pivot point between the two arm sections. All bottom mounted monitors have the safety feature of a 20° tilt stop.

