



**Presentation**

**Part Number: WM 226.189**

**Medical Arm Dual Combo Lift Foldable and adjustable in height Rail 1200 mm, Weight supported balancing scale from 10,5 to 18 Kg**



This Dual Combo lift arm has a 300mm automatic gas lift mechanism that allows for ideal positioning of the keyboard and two monitors regardless of the user's height. Its keyboard/mouse holder is retractable, foldable and magnetic, making it the ideal solution where space is at a premium. It is coated with an anti-microbial agent to ensure hygiene and cleanliness in every detail. These screen mounts are VESA 75/100mm mounting standard. The modern design has been specially developed for healthcare environments.

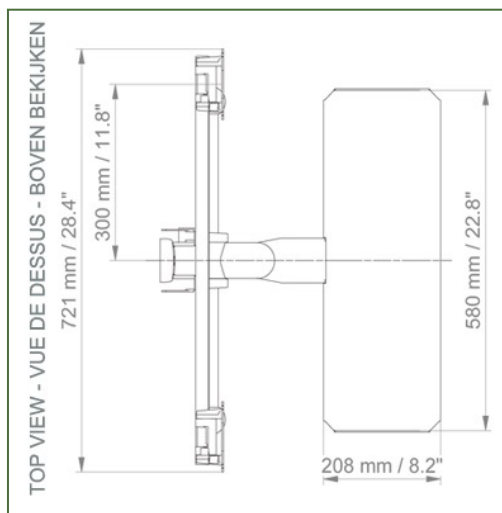
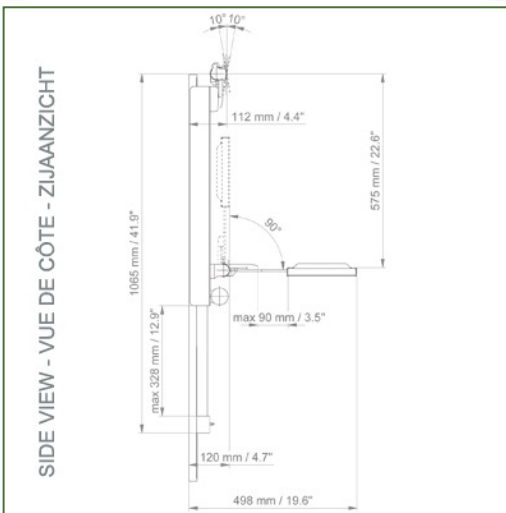
**Technical specifications:**

- \* Integrated cable management
- \* Foldable, retractable and magnetised 580 x 200 mm keyboard stand. This takes up only 100 mm of folded keyboard and 490 mm of retracted keyboard. It also allows the keyboard to be rotated 110° to the right and 110° to the left. Its ball-and-socket joint is ideal for saving space. The mounting heads comply with the VESA MIS-D 75 mm and 100 mm screen mounting standard
- \* Screen tilt: 10° down and 15° up
- \* It has a safety stop button for height adjustment, which allows the arm to remain in the selected position.
- \* Equipped with a handle on the right and left side to allow for height adjustment of the system.
- \* Maximum load of the system 10,5 - 18 Kg.
- \* The horizontal rail for the two screens is 721mm and can accommodate two screens with a maximum weight of 8kg each.
- \* Please check the width of your screens, if necessary contact our technical department for a longer dimension
- \* Colour RAL 5013 cobalt blue and RAL 9016 traffic white
- \* Warranty: 5 years

**Technical specifications**

**Part Number: WM 226.189**

**Medical Arm Dual Combo Lift Foldable and adjustable in height Rail 1200 mm, Weight supported balancing scale from 10,5 to 18 Kg**



**Monitor fitting:** VESA 75/100 mm

**Color: Decorative parts:** RAL 5013 cobalt blue



**Aluminium parts:** RAL 9016 traffic white

**Balance scale of this medical arm:** 10,5 - 18 Kg

**Product weight:** 13 Kg **Maximum weight per screen:** 8 Kg

**Height adjustment:** parallel mechanism for a constant viewing angle


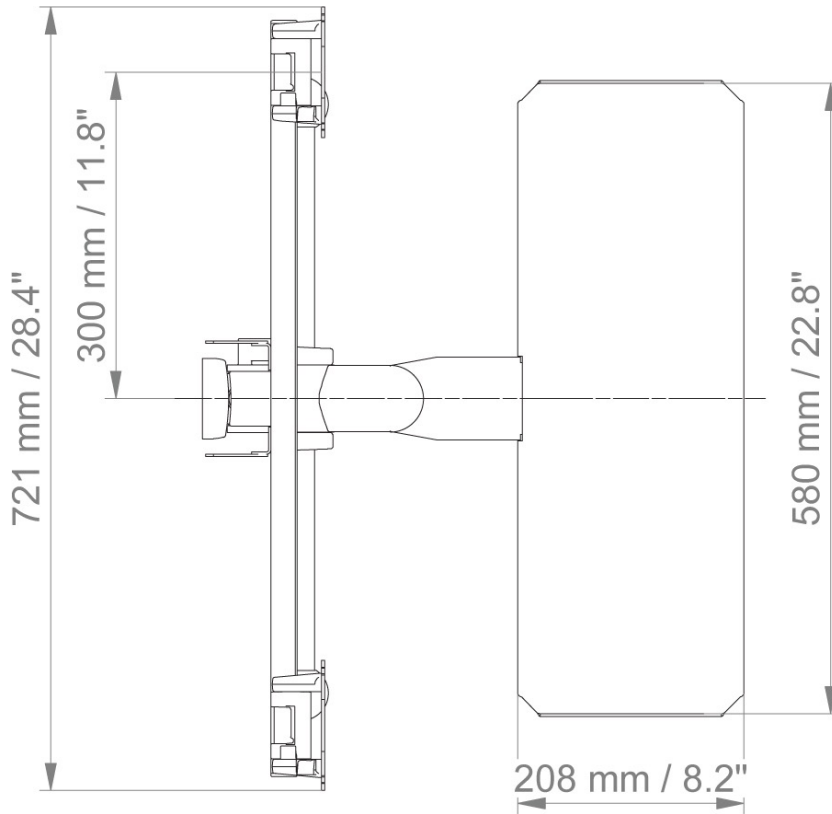
**Safety:** Has a safety stop button for height adjustment, which allows the medical arm to stay in the chosen position.



Technical drawing of this Combo Lift configuration

Part Number: WM 226.189

Medical Arm Dual Combo Lift Foldable and adjustable in height Rail 1200 mm, Weight supported balancing scale from 10,5 to 18 Kg



**Product Highlights:**



Height adjustable arms offer full cable integration and easy cleaning for infection control in all critical care areas of the clinical environment. Our 5-year warranty ensures reliable, trouble-free and maintenance-free operation. The swivel function at the point of attachment as well as the tilt and swivel function of the monitor adaptation offer optimal positioning of your device. The height-adjustable arm in its extended version is a two-part arm with a central pivot point between the two arm sections. All bottom mounted monitors have the safety feature of a 20° tilt stop.



Visual

Part Number: WM 226.189

Medical Arm Dual Combo Lift Foldable and adjustable in height Rail 1200 mm, Weight supported balancing scale from 10,5 to 18 Kg



Technical drawing of this Combo Lift configuration

Part Number: WM 226.189

Medical Arm Dual Combo Lift Foldable and adjustable in height Rail 1200 mm, Weight supported balancing scale from 10,5 to 18 Kg

