



**Presentation**

**Part Number: WM 227.117**

**Medical Drawer Internal dimensions 375 x 335 x 85 mm For mounting on fixed ø 38mm tube**



### **Medical drawer for mounting on ø 38 mm fixed tube**

This storage drawer with an internal dimension of 375 x 335 x 85 mm is the ideal space for storing all medical accessories. Its anodised, HPL and ABS surface is scratch, shock and disinfectant resistant.

The materials used are aluminium and HPL (high pressure laminate).

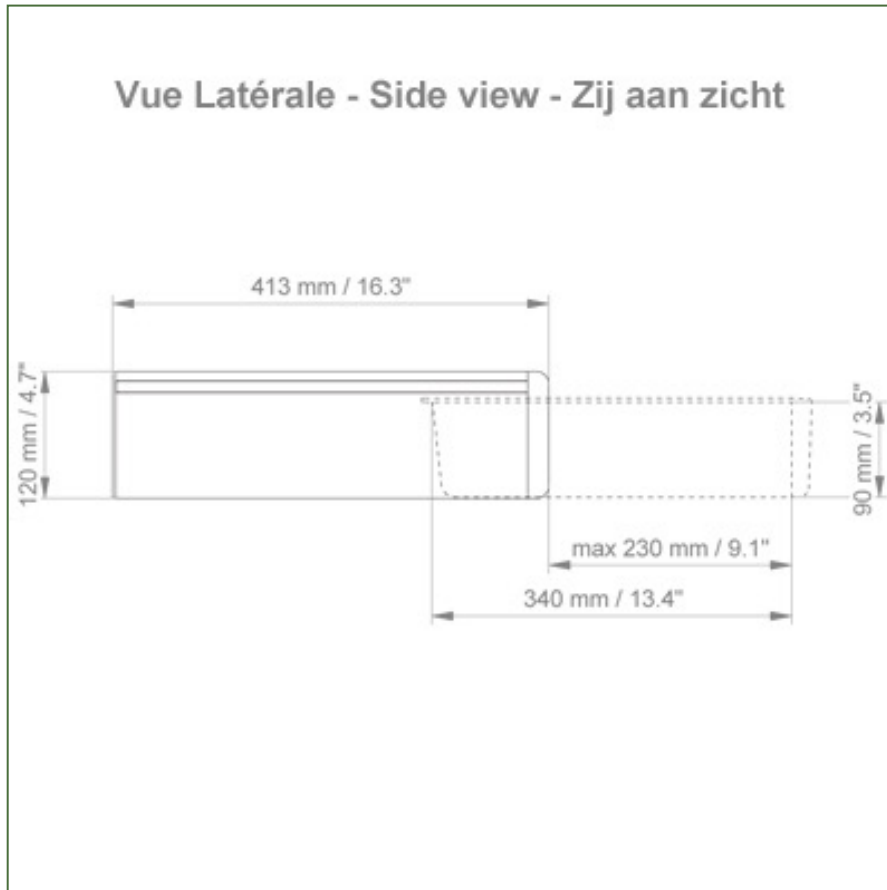
### **Technical specifications:**

- \* External dimensions: 440 x 413 x 120 mm (W x D x H)
- \* Internal dimensions of drawer: 375 x 335 x 85 mm (W x D x H)
- \* Material: Aluminium, (high pressure laminate), ABS
- \* Surface: Anodised, HPL and ABS (= scratch, impact and disinfectant resistant)
- \* Max. worktop load capacity: 25 kg
- \* Drawer load capacity max: 5 Kg
- \* Fixed tube adapter ø 38 mm included in this configuration



Technical specifications

Part Number: WM 227.117

Medical Drawer Internal dimensions 375 x 335 x 85 mm For mounting on fixed  $\varnothing$  38mm tube



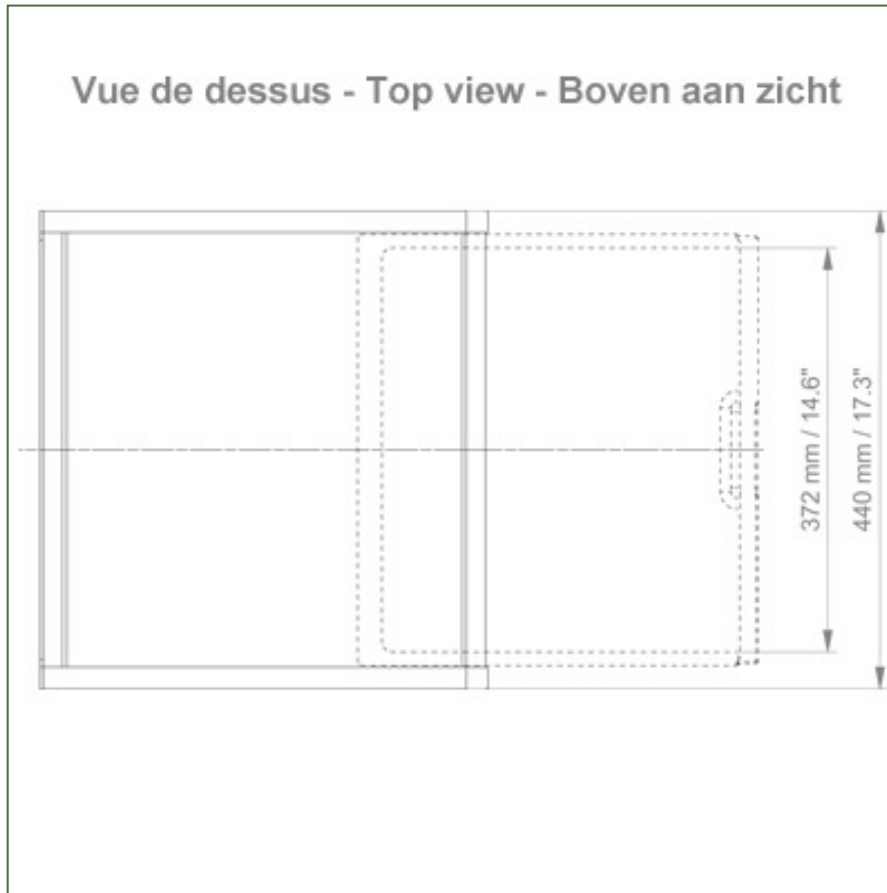
+



Technical specifications

Part Number: WM 227.117

Medical Drawer Internal dimensions 375 x 335 x 85 mm For mounting on fixed ø 38mm tube



+

