



**Presentation**

**Part Number: WM 227.122**

**Medical Drawer with (2) side rails 25 x 10 x 350 mm Internal dimensions 375 x 335 x 85 mm  
For mounting on fixed  $\varnothing$  25mm tube**



**Medical drawer for mounting on  $\varnothing$  25mm fixed tube**

This storage drawer with an internal dimension of 375 x 335 x 85 mm is the ideal space for storing all medical accessories. Its anodised, HPL and ABS surface is scratch, shock and disinfectant resistant.

The materials used are aluminium and HPL (high pressure laminate).

**Technical specifications:**

External dimensions: 440 x 413 x 120 mm (W x D x H)

Internal dimensions of drawer: 375 x 335 x 85 mm (W x D x H)

(2) side rails 25 x 10 x 350 mm

Material: Aluminium, (high pressure laminate), ABS

Surface: Anodised, HPL and ABS (= scratch, impact and disinfectant resistant)

Max. worktop load capacity: 25 kg

Drawer load capacity max: 5 Kg

Fixed tube adapter  $\varnothing$  25 mm included in this configuration

Color: Aluminium and White

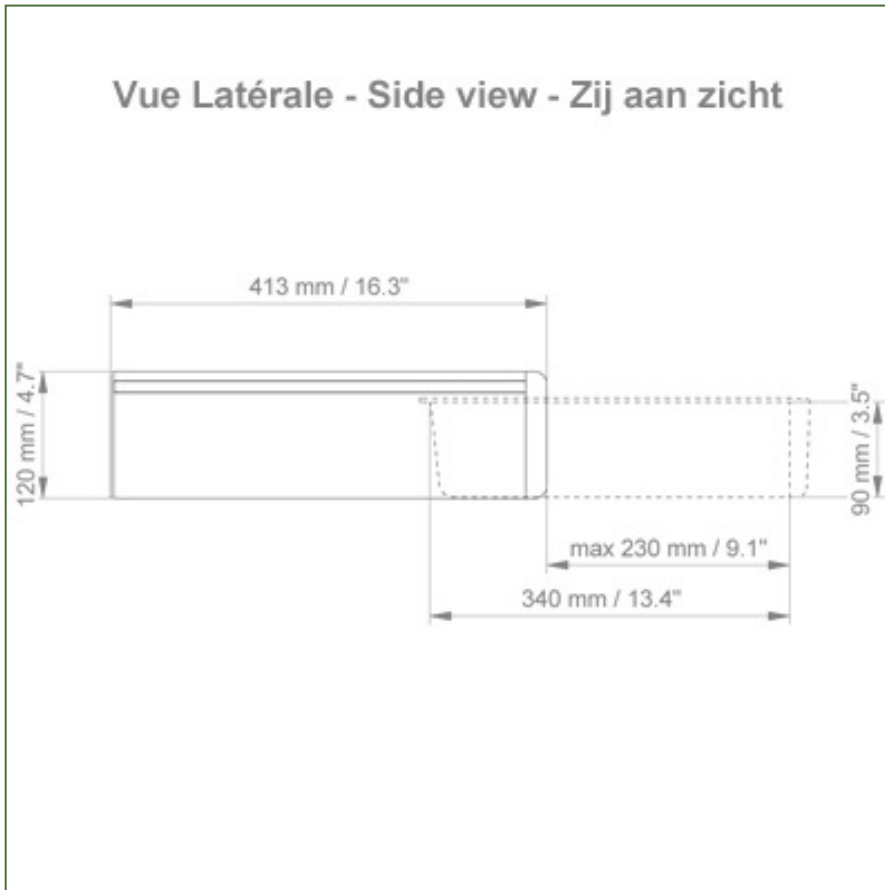
Warranty: 5 Years

\*



Technical specifications

Part Number: WM 227.122

Medical Drawer with (2) side rails 25 x 10 x 350 mm Internal dimensions 375 x 335 x 85 mm  
For mounting on fixed  $\varnothing$  25mm tube



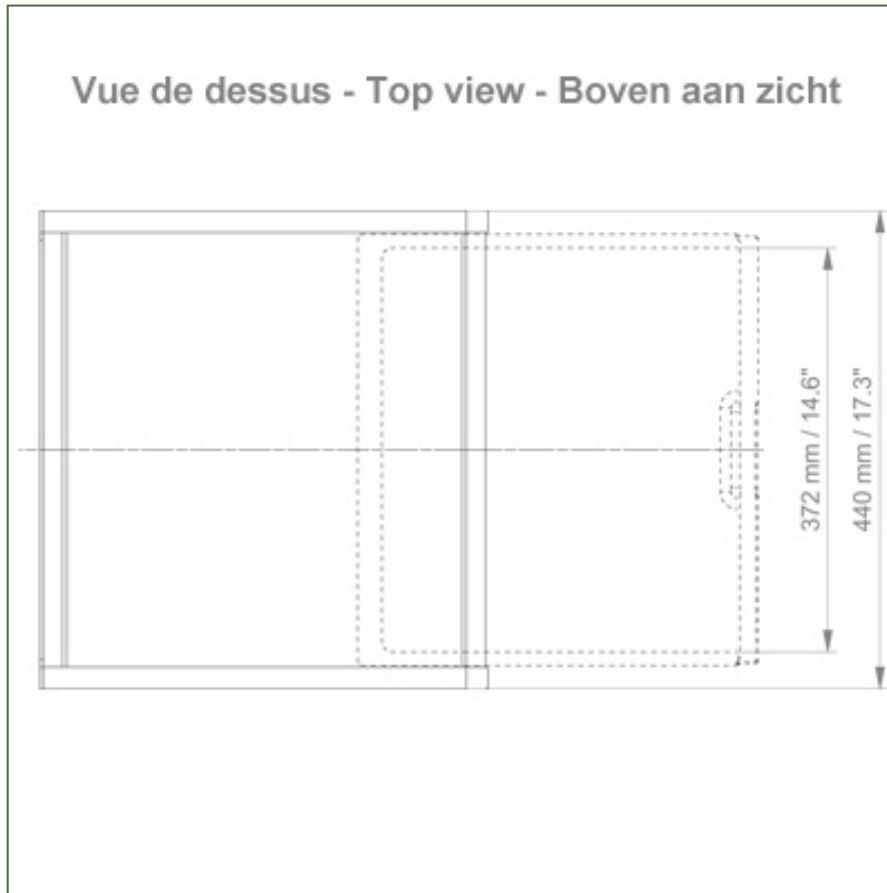
+





Technical specifications

Part Number: WM 227.122

Medical Drawer with (2) side rails 25 x 10 x 350 mm Internal dimensions 375 x 335 x 85 mm  
For mounting on fixed  $\varnothing$  25mm tube



+



Technical specifications

Part Number: WM 227.122

Medical Drawer with (2) side rails 25 x 10 x 350 mm Internal dimensions 375 x 335 x 85 mm  
For mounting on fixed  $\varnothing$  25mm tube

