



Presentation

Part Number: WM 227.125

**Medical Drawer with (2) side rails 25 x 10 x 350 mm Internal dimensions 375 x 335 x 85 mm
For mounting on fixed \varnothing 38mm tube**



Medical drawer for mounting on \varnothing 38 mm fixed tube

This storage drawer with an internal dimension of 375 x 335 x 85 mm is the ideal space for storing all medical accessories. Its anodised, HPL and ABS surface is scratch, shock and disinfectant resistant.

The materials used are aluminium and HPL (high pressure laminate).

Technical specifications:

External dimensions: 440 x 413 x 120 mm (W x D x H)

Internal dimensions of drawer: 375 x 335 x 85 mm (W x D x H)

(2) side rails 25 x 10 x 350 mm

Material: Aluminium, (high pressure laminate), ABS

Surface: Anodised, HPL and ABS (= scratch, impact and disinfectant resistant)

Max. worktop load capacity: 25 kg

Drawer load capacity max: 5 Kg

Fixed tube adapter \varnothing 38 mm included in this configuration

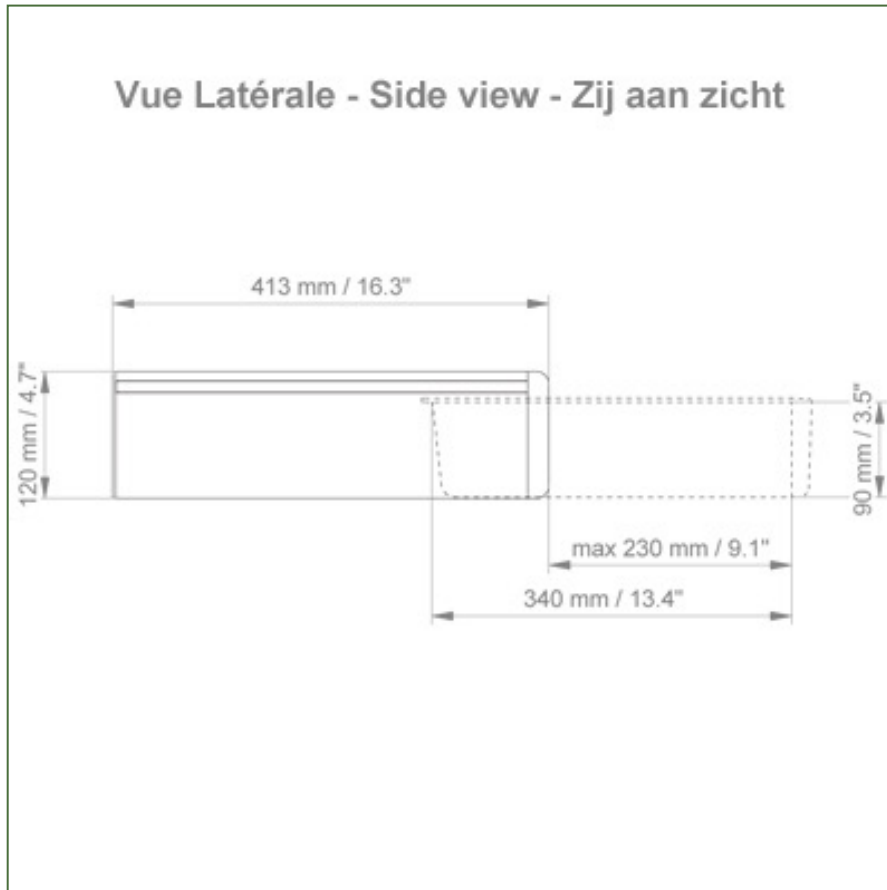
Color: Aluminium and White

Warranty: 5 Years



Technical specifications

Part Number: WM 227.125

Medical Drawer with (2) side rails 25 x 10 x 350 mm Internal dimensions 375 x 335 x 85 mm
For mounting on fixed \varnothing 38mm tube



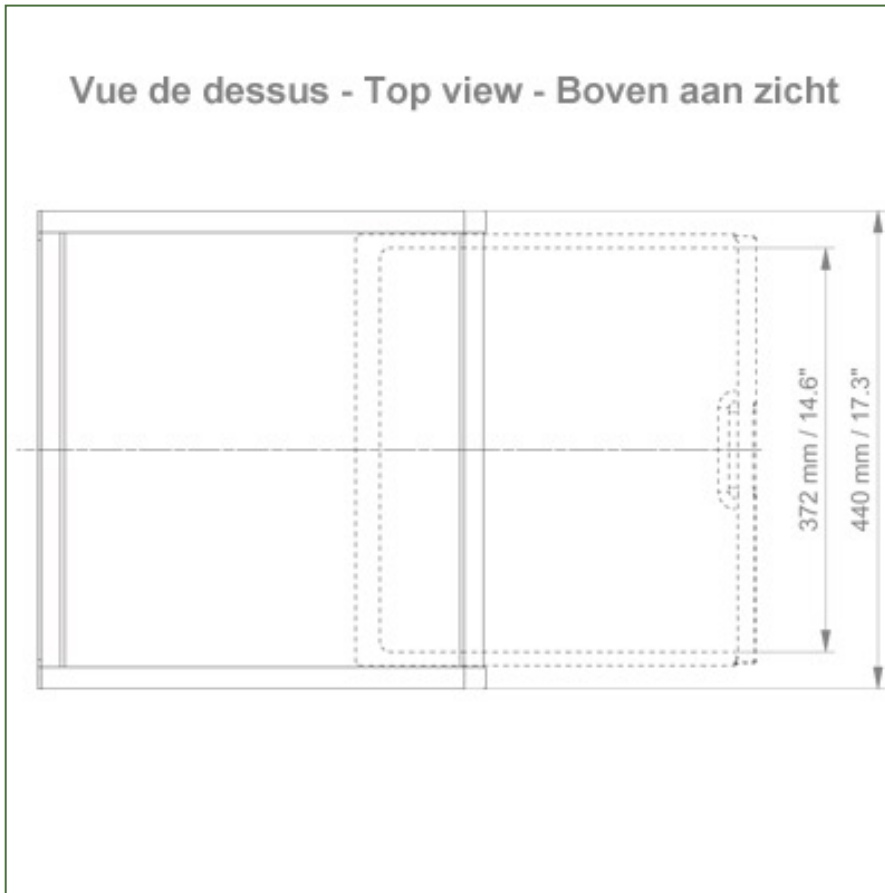
+





Technical specifications

Part Number: WM 227.125

Medical Drawer with (2) side rails 25 x 10 x 350 mm Internal dimensions 375 x 335 x 85 mm
For mounting on fixed \varnothing 38mm tube



+



Technical specifications

Part Number: WM 227.125

Medical Drawer with (2) side rails 25 x 10 x 350 mm Internal dimensions 375 x 335 x 85 mm
For mounting on fixed \varnothing 38mm tube

