


**Presentation**

**Part Number: WM 250.101**

**615 mm Horizontal Medical Double Arm for monitoring 5" plate adaptation, wall mounting on vertical sliding rail. Compatible with Dräger and GE monitoring.**



**615 mm Horizontal Medical Double Arm for monitoring 5" plate adaptation, wall mounting on vertical sliding rail. Compatible with Dräger and GE monitoring.**

This 615 mm Horizontal Double Arm allows the monitor to be fixed, oriented and adjusted perfectly. It is coated with an anti-microbial agent to ensure hygiene and cleanliness down to the smallest detail. Its modern design has been specially developed for healthcare environments.

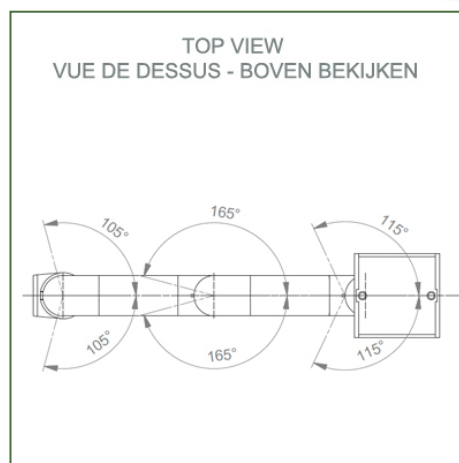
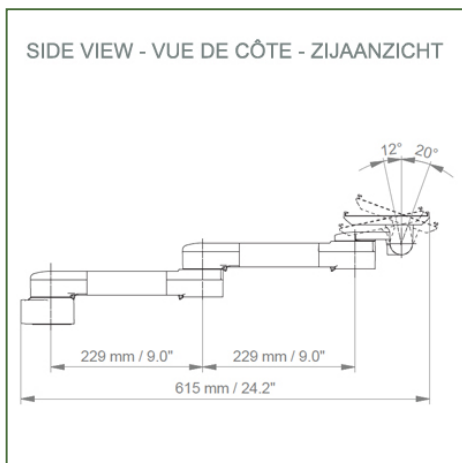

**Technical specifications:**

- \* Integral cable management
- \* For light applications
- \* Mounting on optional Vertical Wall Slide Rail, of which several lengths are available (480 mm - 720 mm - 960 mm - 1200 mm). These wall rails can be easily cut to size. All cables also run through the wall rail. (See Option on following pages)
- \* This 615 mm Horizontal Arm simply slides into the wall rail, then adjusts to the required height and locks in place. It has no height adjustment
- \* The head of this arm complies with the mounting standard for Dräger and GE monitors weighing up to 8 Kg.
- \* Monitor tilt: 20° down, 12° up
- \* Monitor rotation: 115° right, 115° left.
- \* Arm rotation: 105° right, 105° left.
- \* Total length: 615 mm Color: RAL 5013 cobalt blue and RAL 9016 traffic white
- Warranty: 5 years

## Technical specifications

Part Number: WM 250.101

**615 mm Horizontal Medical Double Arm for monitoring 5" plate adaptation, wall mounting on vertical sliding rail. Compatible with Dräger and GE monitoring.**



**Monitor fitting:** 5" Plunge plate

**Color:** Decorative parts: RAL 5013 cobalt blue

**Aluminium parts:** RAL 9016 traffic white

**Max. load capacity of support arm:** 8 kg Monitor

**fitting max. load:** 8 Kg

**Product weight:** 2,8 Kg

### Product strengths:

Non-height-adjustable arm. Swivel arms and extended swivel arms offer full cable integration and easy cleaning for infection control in all critical care areas of the clinical environment. Our 5-year guarantee ensures reliable, trouble-free and maintenance-free operation. The swivel function at the point of attachment and the tilt and swivel function of the monitor adaptation provide optimum positioning of your unit. The extended swivel arm is a two-part arm with a central pivot point between the two arm sections. All bottom-mounted monitors have the safety feature of a 20° tilt stop.







**Installation information - Wall-mounted slide rail**

**Part Number: WM 250.101**

**615 mm Horizontal Medical Double Arm for monitoring 5" plate adaptation, wall mounting on vertical sliding rail. Compatible with Dräger and GE monitoring.**

**Wall-mounted slide rail:**


To install this medical arm for monitoring, you must either use an existing rail in your installation or order one of our slide rails. These are available in standard lengths of 480mm, 720mm, 960mm and 1200mm. Custom lengths are available on request. Slide covers and end caps are supplied with every order.



**Presentation**

**Part Number: WM 250.101**

**615 mm Horizontal Medical Double Arm for monitoring 5" plate adaptation, wall mounting on vertical sliding rail. Compatible with Dräger and GE monitoring.**



**Adaptation with 5" plunger plate**

**Monitor mounting plates for monitoring**

The 5" plunger plate is designed to accommodate bottom-mounted monitors. Please note that a special mounting adapter is required for some monitors. The mounting adapter is installed on the bottom and slides into the 5" immersion plate. For Dräger and GE monitors, a special mounting adapter is not required. For Mindray, Nihon Kohden, Spacelabs and Philips Sure Signs/ Vital Signs monitors, mounting adapters are required. For the Philips IntelliVue series, please refer to the Philips Monitoring IntelliVue Series.

All our medical arms can be equipped with this adaptation, of which you will find some illustrations here.

All height-adjustable arms have a weight capacity of 22 kg. Rear-mounted monitor adapters and horizontally mounted 5" plinths accept a maximum monitor weight of 18 kg. An additional 4 kg can be mounted on a downstand under the front rotating part. Depending on the material and the strength factor, all weight indications have a safety factor of 4 and/or 6 times according to NF 60601-1 regulations. The current IEC 60601-1 standard for medical electrical equipment is the 3rd edition

For customised solutions and MRI applications please contact us

Presentation

Part Number: WM 250.101

615 mm Horizontal Medical Double Arm for monitoring 5" plate adaptation, wall mounting on vertical sliding rail. Compatible with Dräger and GE monitoring.

