

**Presentation**

**Part Number: WM 444.101**

**Long Medical Arm adjustable in height from 700 + 930 mm, direct wall mounting.  
Supported weight of balance scale from 6 to 12 Kg.**



**Long Medical Arm adjustable in height from 700 + 930 mm, direct wall mounting. Supported weight of balance scale from 6 to 12 Kg.**

This Long Horizontal Medical Arm of 700 + 930 mm with gas lift height adjustment allows the LCD screen to be perfectly fixed, oriented and adjusted. It is coated with an anti-microbial agent offering hygiene and cleaning in every detail. Its modern design has been specially developed for healthcare environments.

This long reach medical arm is a solution when a long reach is required, it also improves the ergonomic working environment as it easily adapts to the person using it. This medical arm has a maximum horizontal reach of 1825 mm.

Mounted directly on the wall with its small housing this arm gives many possibilities to be moved around the patient's bed in hospitals so that patients and nurses and doctors can use it.


The mounted monitor can be rotated 370° and tilted 55° to allow optimal viewing of the angel for the user. It is easy to use, can be operated with one hand thanks to the handgrip design. All cables are routed through the arm thanks to the integrated cable management and it is therefore easy to clean and disinfect.



**Presentation**

**Part Number: WM 444.101**

**Long Medical Arm adjustable in height from 700 + 930 mm, direct wall mounting.  
Supported weight of balance scale from 6 to 12 Kg.**



This long medical arm has four bending points and is suitable for screens up to 24" (61 cm). The weight capacity of this arm is up to 12 kg. All installation materials are supplied with the arm as well as the installation manual. This long medical arm is an excellent choice for space saving or when ceiling or floor mounting is not an option. It has an automatic height adjustment safety mechanism, which allows the arm to remain in the selected position. Parallel mechanism for a constant viewing angle.

**Technical specifications:**

- \* Integrated cable management
- \* The head of this arm complies with the display mounting standard: VESA MIS-D 75 mm and 100 mm.
- \* Compatible with screens weighing up to 6-12 Kg.
  - \* Stability of the touch screen.
- \* Screen tilt: 40° down and 15° up
- \* Screen rotation: 370° \* Arm rotation: 370°.
- \* Height adjustment: 60° down, 20° up
- \* Total length: 1825 mm
- \* Compatible with multimedia terminals (TMM)
- \* Carrying handle included  
(optional keyboard support is possible)
- \* Wall mounting with cable box included (optional wall box for power supply is possible)
- \* Colour White
- \* All our medical arms are CE, ROHS, Medical Grade, MDD 93/42 ECC compliant.
- \* Product weight: 20 Kg
- \* Warranty: 5 years

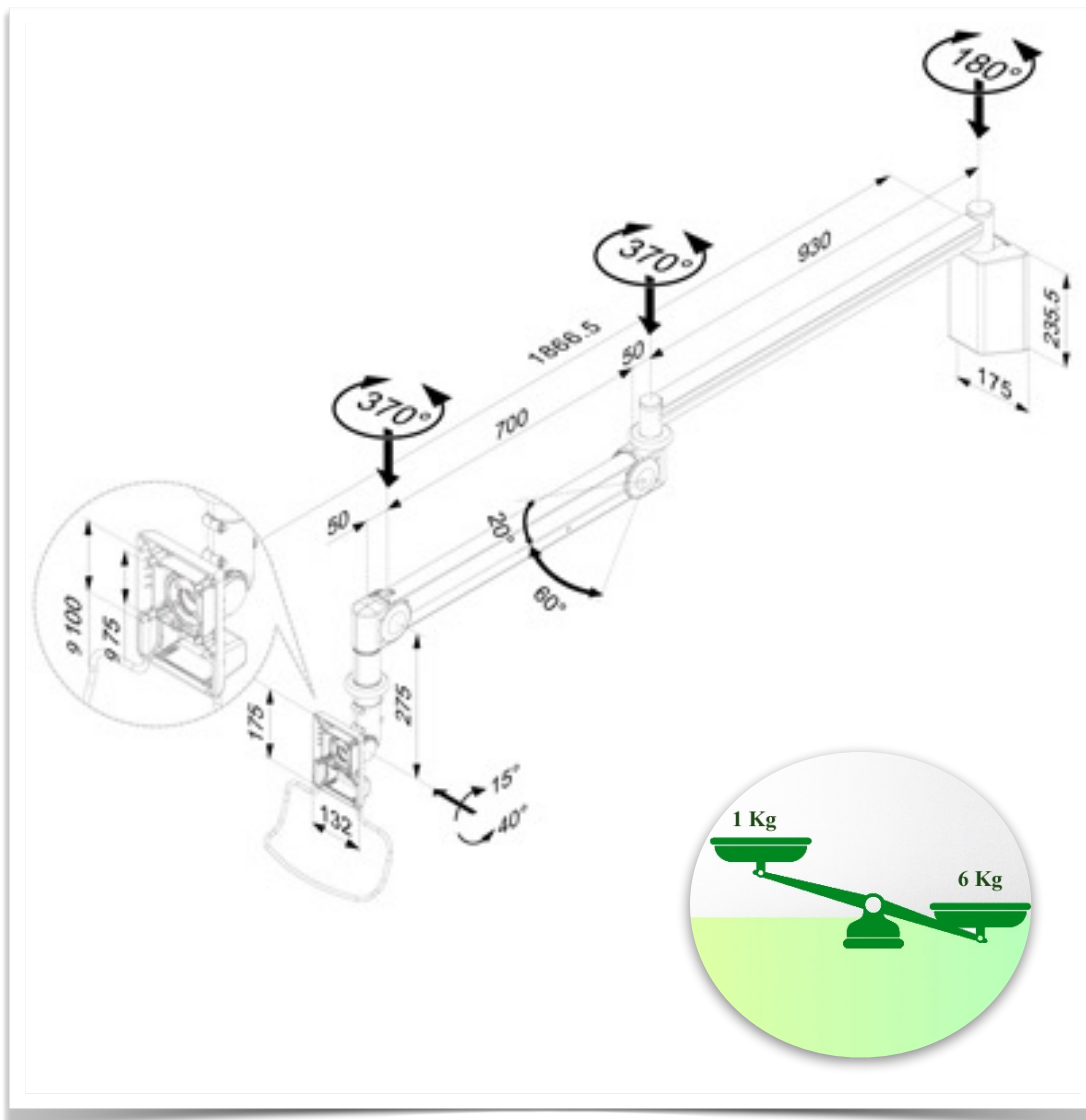


**Presentation**

**Part Number: WM 444.101**

**Long Medical Arm adjustable in height from 700 + 930 mm, direct wall mounting.  
Supported weight of balance scale from 6 to 12 Kg.**

This long medical arm consists of two parts, a fixed part with a length of 930 mm and a height adjustable arm of 700 mm. The head of the screen is VESA 75/100 mm compatible and allows a 40° front and 15° rear tilt. This head also houses the screen's carrying handle.



Presentation

Part Number: WM 444.101


Long Medical Arm adjustable in height from 700 + 930 mm, direct wall mounting.  
Supported weight of balance scale from 6 to 12 Kg.



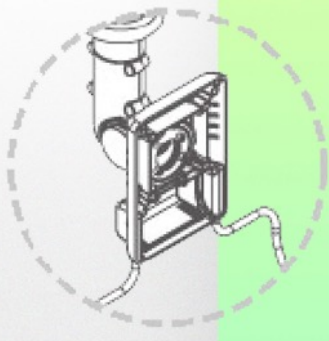
**Presentation**

**Part Number: WM 444.101**

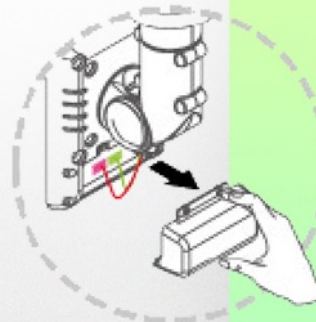
**Long Medical Arm adjustable in height from 700 + 930 mm, direct wall mounting.  
Supported weight of balance scale from 6 to 12 Kg.**



**Universal VESA standard  
Norme universelle VESA  
Universele VESA-standaard  
75x75mm en 100x100mm**



**Absolutely cable concealment  
Dissimulation absolue des câbles  
Absoluut kabel weggewerkt**



**Cable Management  
Kabel Management  
Gestion des câbles**



**Roll adjustment  
Réglage du mouvement  
Rol aanpassing**

**Presentation**

**Part Number: WM 444.101**

Long Medical Arm adjustable in height from 700 + 930 mm, direct wall mounting.  
Supported weight of balance scale from 6 to 12 Kg.



**370° Swivel**  
**370° Zwenken**  
**Pivotement à 370°**



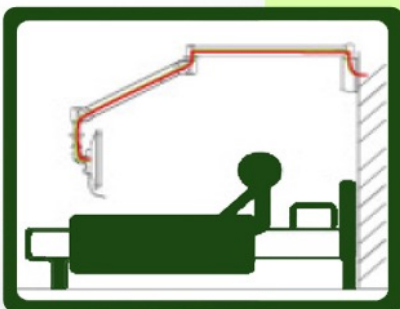
**Avoid bumps**  
**Éviter les chocs**  
**Chocs vermijden**




**Tilt adjustment**  
**Kantelverstelling**  
**Réglage de l'inclinaison**



**Height adjustable**  
**Hauteur réglable**  
**In hoogte verstelbaar**




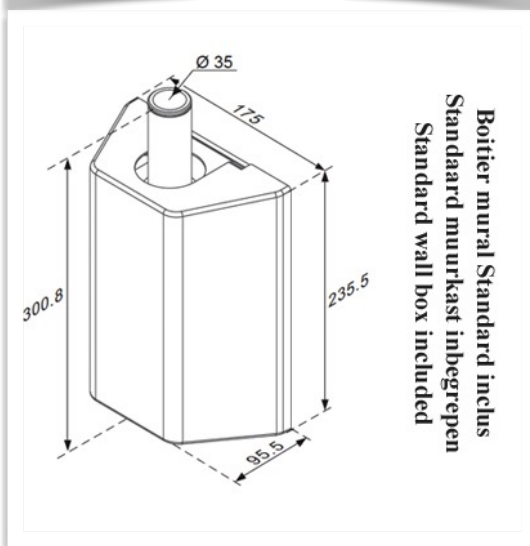
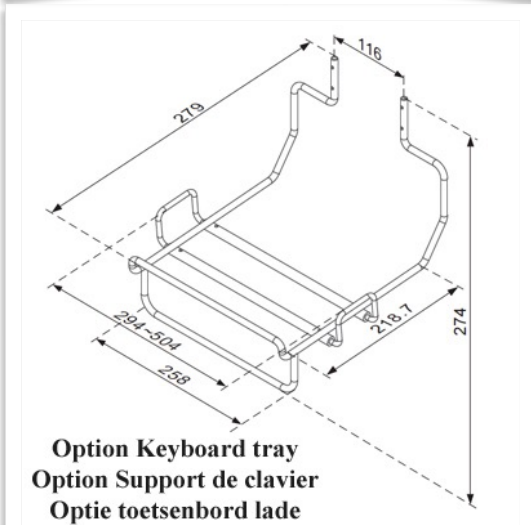

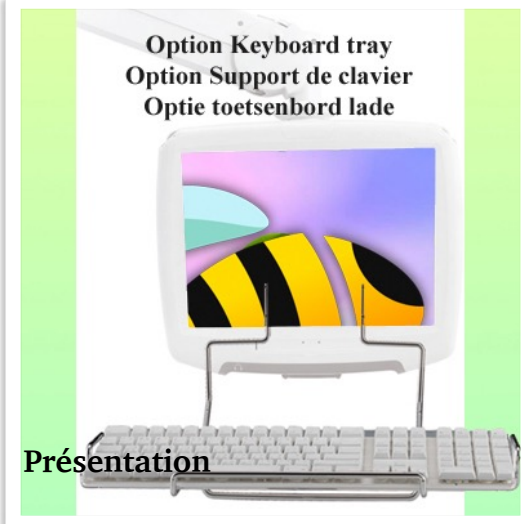
**Hospital LCD/TV Monitor Arms**  
**Bras pour moniteur LCD/TV pour hôpitaux**  
**De Monitorarmen voor het ziekenhuis LCD/TV**



Presentation

Part Number: WM 444.101

Long Medical Arm adjustable in height from 700 + 930 mm, direct wall mounting.  
Supported weight of balance scale from 6 to 12 Kg.



**Presentation**

**Part Number: WM 444.101**

Long Medical Arm adjustable in height from 700 + 930 mm, direct wall mounting.  
Supported weight of balance scale from 6 to 12 Kg.

